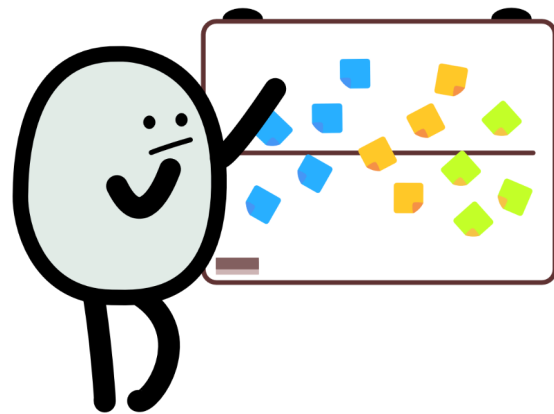


Inquiry Question Routines

Inspired by Trevor MacKenzie's Inquiry Mindest - 2024

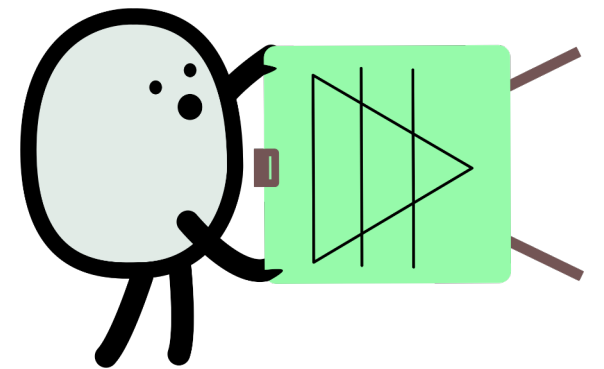
1. Continuum

Arrange closed and open questions along a **continuum** to clarify what learners are thinking, and what are they curious about.



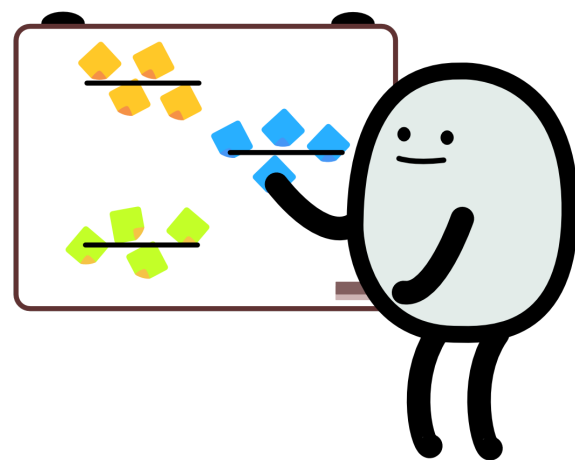
2. Triangle

Highlight learner thinking and decision making in the question **triangle**. Learners discover how their questions shape the direction of inquiry.




3. Sort

Learners **sort** their questions for clarification, relevance, and to plan for inquiry. Combine with the continuum to stretch their question competencies.



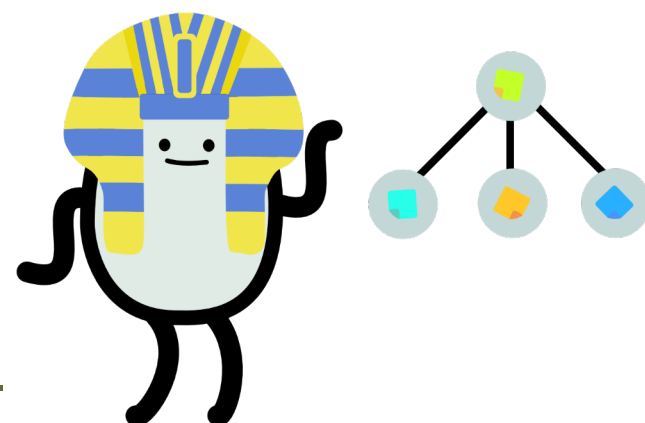
4. Quadrant

Use the **quadrant** routine to engage learners in the reflective process. It allows you to reveal insights and patterns to their thinking.




5. Pyramid

Create a clear path towards a learning goal with the question **pyramid**. This routine allows you to co-design learning experiences with your learners.




6. Staircase

Learners can use the **staircase** routine to organize their questions beyond open and closed to a higher level of thinking.



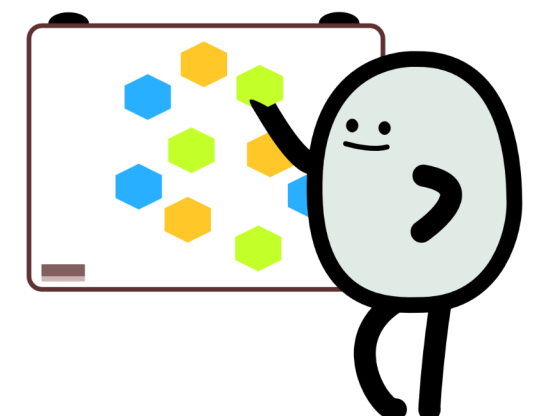
7. Pencil

Utilizing the **pencil** routine, learners create powerful questions by using a variety of sentence stems - building up their question confidence.



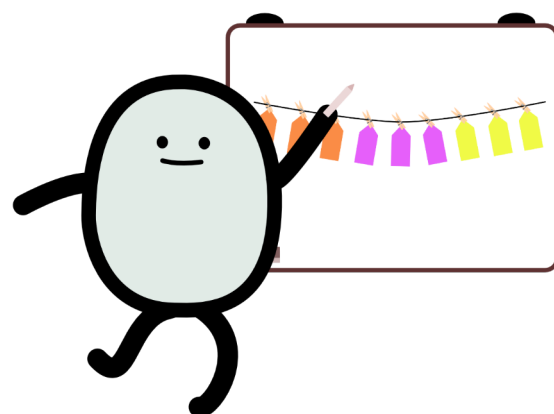
8. Hexagon

Learners can make a ton of connections to their learning using the **hexagon** routine. This enables them to tune in to the big idea of the unit.



9. Timeline

Just like a time machine, the **timeline** allows learners to travel back in time to see how their questioning and learning changed since the beginning.



Question Buddies

Bring all the routines together by getting learners to find their **question buddies**. Create psychological safety and watch the learning grow!

