


Question Timeline Routine

Inspired by Trevor MacKenzie's Inquiry Mindest - 2024*

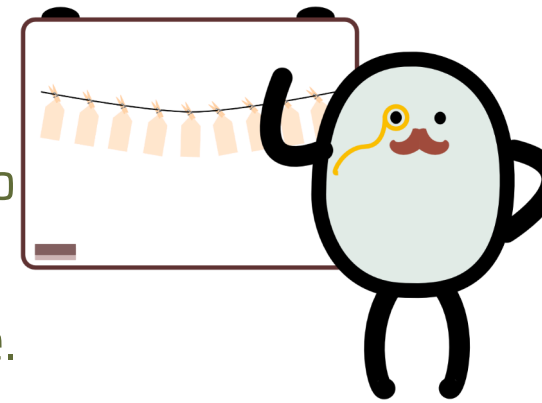
1. Plan

As you **plan** out your unit of inquiry carefully consider for those **moments** of learning when students can ask questions.



2. Timeline

Introduce the question **timeline** to your learners. Explain that it will allow them to visualise how their questioning **progresses** over time.



3. Add

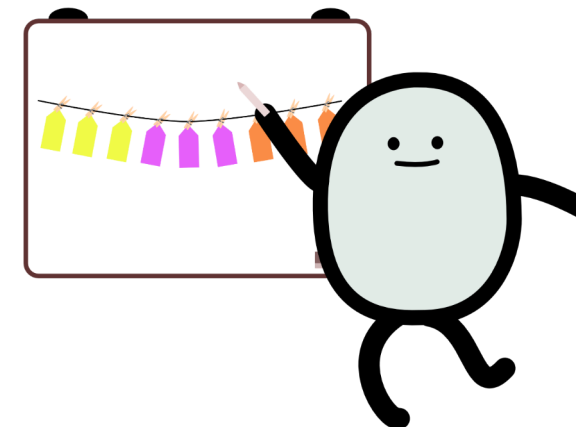

Learners to **add** their own different types of open & closed questions to the timeline **throughout** the unit of inquiry.



4. Reflect

During the beginning, middle and end of the unit the learners will need to pause and **reflect**. Ask them to identify question types used, followed by these **three questions**:

1. What do you notice?
2. What do you wonder?
3. What do you know?



5. Colour

Towards the end of the unit, ask learners to **colour code** their questions according to the beginning, middle, and end of the unit. **Ask** different “Do we colour code...” questions, such as:

1. By breaking down into even thirds?
2. By considering where our thinking changed?