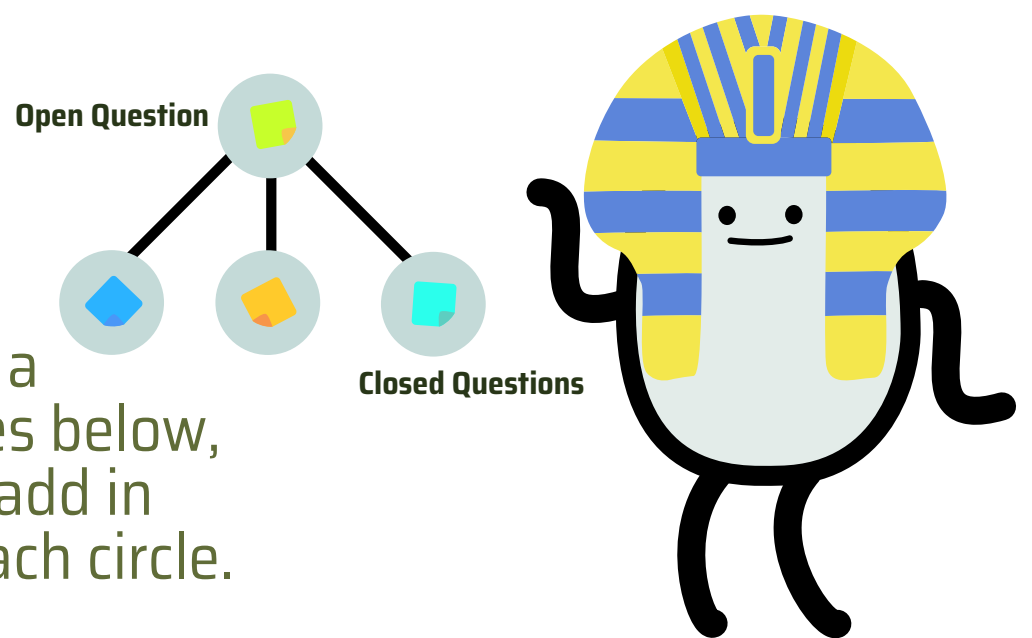


Question Pyramid Routine

Inspired by Trevor MacKenzie's Inquiry Mindest - 2024


1. Draw

Draw one circle at the top of the question **pyramid** and call it open question - add in a open question on a sticky note. Draw another three circles below, and label the row closed questions - add in some example closed questions in each circle.




2. Create or Choose

Instruct your learners to **create** new questions or **choose** old questions to put in the closed questions row. The old questions can come from a previously constructed question continuum or question triangle. They should relate to their open question.




3. Listen

Walk amid your learners (camel optional). **Listen** to what they have to say as they add their questions to the question pyramid. **Encourage** them to share their thoughts and opinions with one another. E.g. Why is this question important to you?



4. Connect

Connect with your learners by having one to one conversations with them about their questions. **Uncover** how their closed questions connect to their open questions. Ask them to investigate other learners questions looking for their own connections.



5. Revisit

After the learning make sure to **revisit** the question pyramid! You never know what treasures you might **unearth** as learners continue to add new and exciting questions...

